







Off with Her Head!

Below you have a range of activities to complete. You **MUST** complete at least 5 of these- one per week. Tick which activities you have completed.

You can complete these in your homework book unless you choose to make a model. **DEADLINE: MONDAY 16th OCTOBER**

<p>Paint or draw a portrait of someone in your family. What objects and symbols could be included to show the person's character. Embelish the picture with different textures and materials. (Links to Hans Holbein's portraits.)</p> 	<p>Anne Boleyn Create a presentation or fact file about her family and childhood.</p> 	<p>Create a range of sketches (at least 3) of Tudor Costumes (dress) for children and adults, rich and poor. Look at websites and books from the library. Choose one to colour carefully- it could make it on to display!</p> 	<p>Make a model of the Tower of London or even an instrument of Tudor torture.</p> 
<p>Make or design a Tudor brooch, ring or headdress. Take a photo of you wearing this and send in via Dojo message or print off for display.</p> 	<p>Create your own royal Seal or Signature. Find and copy a monarch's signature. Can you create your own Tudor-style moniker of your own with a signature to match?</p>	<p>Tudor Buildings Research and record information about the different types of Tudor buildings including both for Rich and Poor Tudors. What is wattle and daub? Why were walls white and timbers black? You could even draw diagrams and label them. Also why did Tudor buildings in towns have a first floor over hang?</p> 	<p>Tudor times were a great period of sea voyages and global exploration. Find out the names of some Tudor explorer and the new products they brought home. How about creating a Tudor map? Look carefully at some examples in books or on the internet.</p>

Parents to sign when at least 5 tasks have been Completed:.....

Pupil to sign when at least 5 tasks have been completed:.....